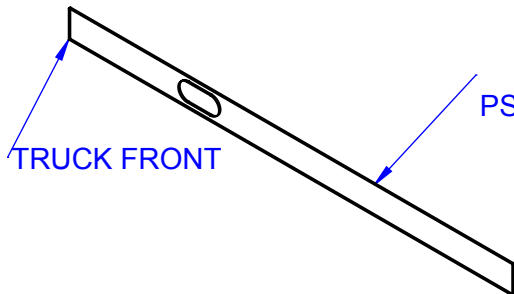
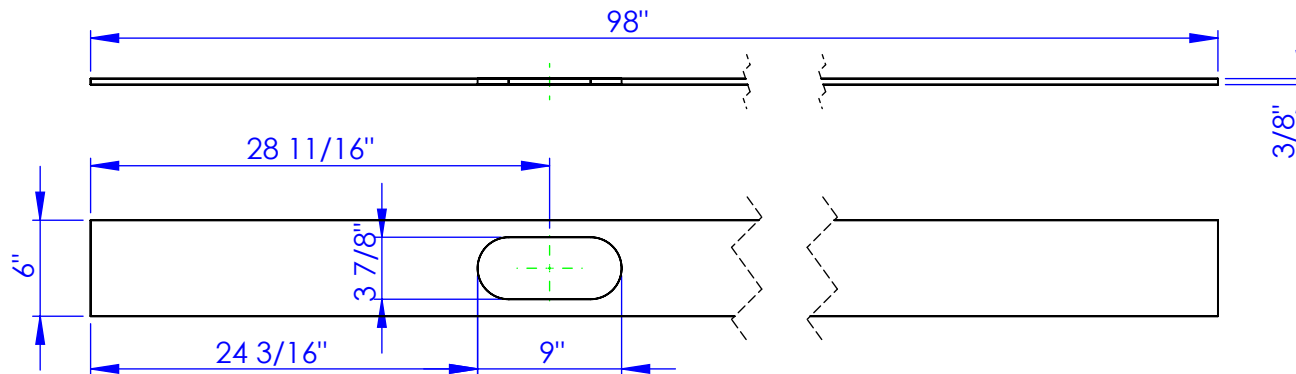
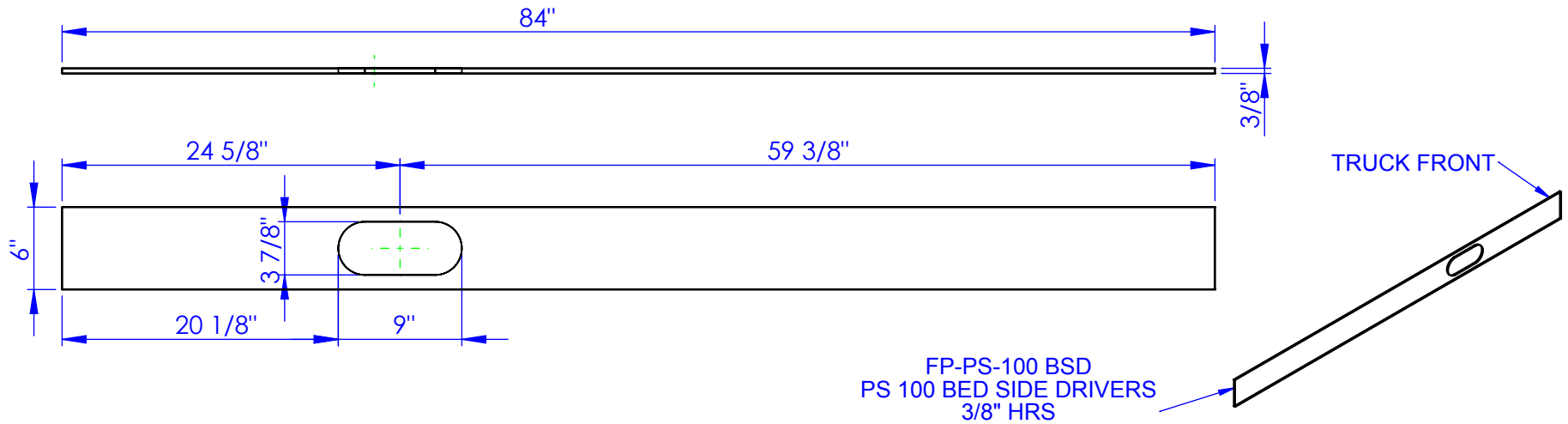


REVISIONS			
REV.	DESCRIPTION	DATE	APPROVED
B	REVISED HOLES TO 4 FROM 4-1/2	12/15/2011	
C	REV HOLE TO SLOT	3/24/2017	



FP-PS-200 BSD
PS 200 BED SIDE DRIVERS
3/8" HRS.

PROPRIETARY AND CONFIDENTIAL
THE INFORMATION CONTAINED IN THIS
DRAWING IS THE SOLE PROPERTY OF TRIPLE
C INC. ANY REPRODUCTION IN PART OR
AS A WHOLE WITHOUT THE WRITTEN
PERMISSION OF TRIPLE C INC. IS PROHIBITED.

DIMENSIONS ARE IN INCHES
TOLERANCES:
FRACTIONAL $\pm 1/16$
ANGULAR: MACH ± 1 BEND \pm
TWO PLACE DECIMAL ± 0.10
THREE PLACE DECIMAL ± 0.005

MATERIAL 3/8" HRS
DO NOT SCALE DRAWING

NAME	DATE
DRAWN ETHAN	3/24/17
PART #	SEE DWG.
ASM #	
COMMENTS:	
FLOOR SIDE W/ FUEL HOLE FOR APEX & PRO SPEAR	

P.O. BOX 248,
SABETHA, KS 66534

TRIPLE C
INC.

SIZE	DWG. NO.	REV.
A	15-2207 C	C
SCALE: 1:12	WEIGHT:	SHEET 1 OF 1